

270~280W POLYCRYSTALLINE SOLAR MODULE



270-280W

POWER OUTPUT RANGE

0-5W

POWER TOLERANCE

Model No.:

FY270-20/Wd

FY275-20/Wd

FY280-20/Wd

PRODUCT & MANAGEMENT SYSTEM CERTIFICATES

CERTIFICATIONS&STANDARD

IEC 61215/IEC61730: CEC/CE/TUV/JET

ISO9001: 2008 | QUALITY MANAGEMENT SYSTEM

ISO14001: 2004 | STANDARD FOR ENVIRONMENTAL MANAGEMENT SYSTEM

BS OHSAS 18001: 2007



FEATURES



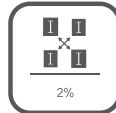
Excellent Module Efficiency Up To 17.2%



Positive Tolerance Of Up To 5% Delivers Higher Outputs Reliality



Excellent weak light performance
Excellent performance under low light conditions



Current sorting process system output maximized by reducing mismatch losses up to 2% with modules sorted & packaged average



IP67 junction box available long-term weather endurance



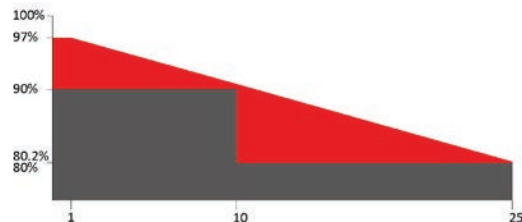
Heavy snow load up to 5400pa

GLOBAL LEADING QUALITY

Based on the core of creating value for societal, customers and enterprises. we strive for becoming the leading supplier of photovoltaic products.

LINEAR PERFORMANCE WARRANTY

10 Year Product Warranty 25 Year Linear Power Warranty



Not less than 97% of nominal power in the first year. Annual power attenuation does not exceed 0.7% of nominal power from the 2nd year to the 25th year.

10- year material and workmanship warranty

Electrical Characteristics

STC	FY270-20/Wd	FY275-20/Wd	FY280-20/Wd
Maximum Power (P _{max})	270	275	280
Maximum Power Voltage (V _{mp})	32.2	32.8	33.4
Maximum Power Current (I _{mp})	8.39	8.39	8.40
Open-circuit Voltage (V _{oc})	39.4	40.0	40.4
Short-circuit Current (I _{sc})	8.90	8.91	8.92
Module Efficiency (%)	16.6	16.9	17.2
Operating Temperature (°C)	-40°C to 85°C		
Maximum System Voltage	1000 V DC (IEC)		
Maximum Series Fuse Rating	20A		
Power Tolerance	0/+5%		

STC: Irradiance 1000W/m², Cell temperature 25°C, AM=1.5.
Best in Class AAA solar simulator (IEC 60904-9) used, power measurement uncertainty is within +/-3%

NOCT	FY270-20/Wd	FY275-20/Wd	FY280-20/Wd
Maximum Power (P _{max})	198	202	206
Maximum Power Voltage (V _{mp})	28.6	29.0	29.4
Maximum Power Current (I _{mp})	6.96	7.02	7.08
Open-circuit Voltage (V _{oc})	35.3	35.5	35.7
Short-circuit Current (I _{sc})	7.36	7.42	7.48

NOCT: Irradiance 800W/m², Cell temperature 20°C, AM=1.5.
Best in Class AAA solar simulator (IEC 60904-9) used, power measurement uncertainty is within +/-3%

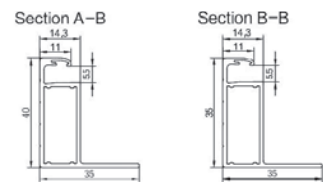
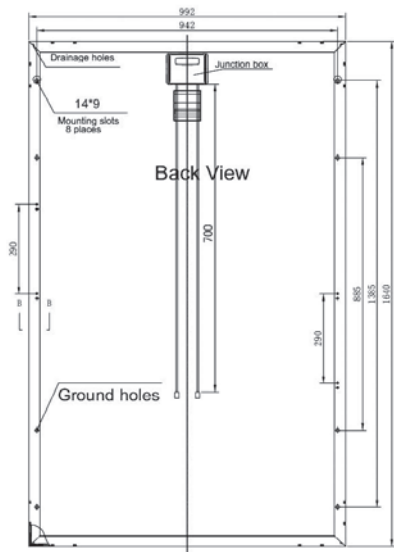
Mechanical Characteristics

Solar Cell	Monocrystalline silicon 156.75 x 156.75mm
No. of Cells	60 (6x10)
Module Dimensions	640x992x35mm
Weight	18.2kg
Front Glass	3.2mm tempered glass
Frame	Anodized Aluminium Alloy
J-box	IP 67 rated (3 bypass diodes)
Output Cables	TUV(2 PFG 1169/08.07) 4.0 mm ² , symmetrical lengths (+)700mm and (-)700 mm
Connector	TL connectors

Packaging Configuration

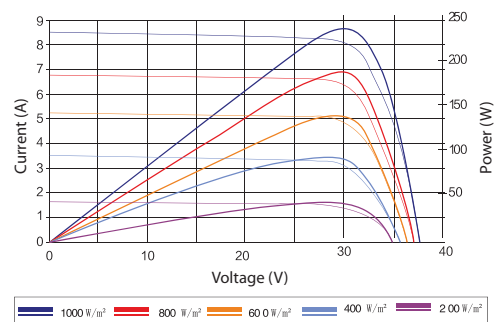
	20' GP	40' HC
Pieces per pallet	30/27	30/27
Pallets per container	12/12	28/28
Pieces per container	360/324	840/756

Dimensions



Note:mm

Current-Voltage & Power-Voltage Curve (265-20)



Excellent performance under weak light conditions: at an irradiance intensity of 200²W/m²(AM 1.5, 25°C), 95.5% or higher of the STC efficiency(1000 W/m²) is achieved

Temperature Characteristics

Nominal Operating Cell Temperature (NOCT)	45±2°C
Temperature Coefficient of P _{max}	-0.43 %/°C
Temperature Coefficient of V _{oc}	-0.33 %/°C
Temperature Coefficient of I _{sc}	0.067 %/°C

CAUTION: Read installation manual before using the product.

© 2018 J.WASSER PTY LTD. All rights reserved. Specifications included in this datasheet are subject to change without notice.